

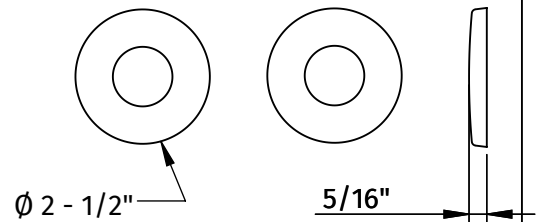
# MT5432-NL

## LAVATORY SUPPLY KIT WITH MINI LEVER HANDLE VALVE AND 1 - 1/2" P TRAP

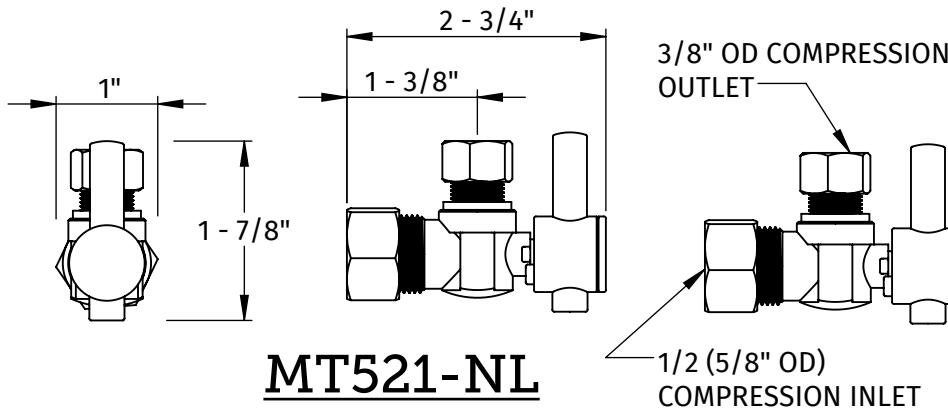


### SPECIFICATION SHEET

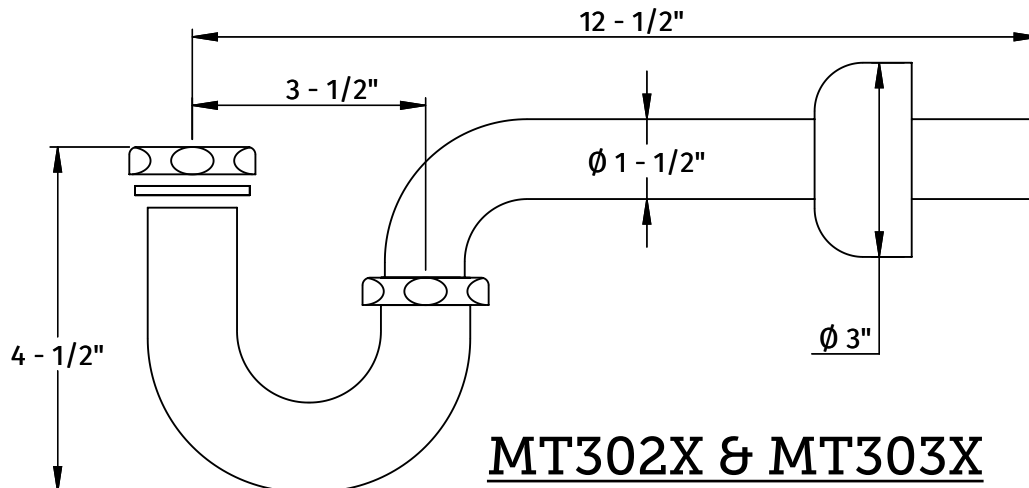
- TWO LEAD FREE cUPC CERTIFIED MT521-NL BALL VALVES
- TWO MT432X LEAD FREE SUPPLY TUBES
- TWO MT441X SURE GRIP WALL ESCUTCHEONS
- ONE MT302X P TRAP W/ FLANGE, 1 - 1/2" x 1 - 1/2"
- 1/2" (5/8" OD) COMPRESSION INLET
- 3/8" OD COMPRESSION OUTLET
- OFFERED IN STANDARD DECORATIVE FINISHES
- SPECIAL FINISHES AVAILABLE UPON REQUEST



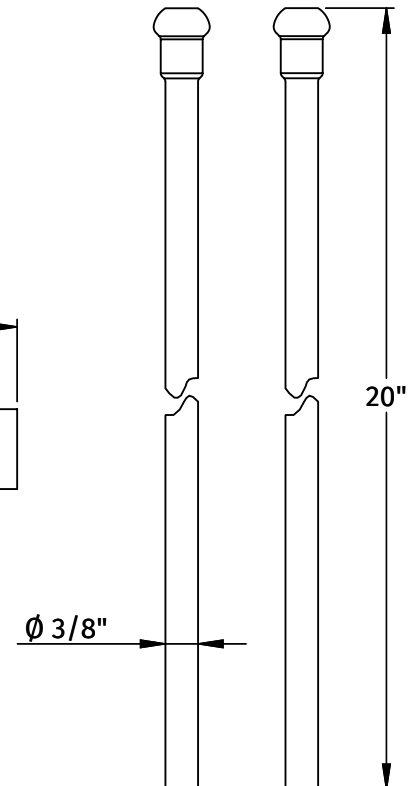
### MT441X



### MT521-NL



### MT302X & MT303X



### MT432X

#### WARRANTY

FOR WARRANTY INFO PLEASE VISIT [WWW.MOUNTAINPLUMBING.COM/PAGE/RESOURCES/WARRANTY](http://WWW.MOUNTAINPLUMBING.COM/PAGE/RESOURCES/WARRANTY)

#### FINISH CARE & MAINTENANCE

NEVER USE ANY HARSH ALKALI, ACID BASED DETERGENTS OR CLEANERS SUCH AS SOFT SCRUB®, SCRUBBING BUBBLES® OR COMET® TO CLEAN. DO NOT USE BRILLO® OR SCOTCH BRITE® PADS. THESE WILL ALL HARM THE FINISH. TO CLEAN, USE ONLY A DAMP SOFT CLOTH AND WIPE GENTLY. STANDARD WINDEX® CAN ALSO BE USED SPARINGLY. IT IS NOT NECESSARY TO WIPE HARD TO REMOVE SPOTS. TO MAINTAIN THE FINISH, WIPE WITH A SOFT DRY CLOTH AFTER USE. AN OCCASIONAL COAT OF PURE CARNAUBA WAX WITHOUT CLEANERS WILL HELP PROTECT THE FINISH.

SPECIFICATIONS SUBJECT TO CHANGE WITHOUT NOTICE

[www.mountainplumbing.com](http://www.mountainplumbing.com) 888-222-9140 fax 972-456-2719

form MT5432-NL spec sht